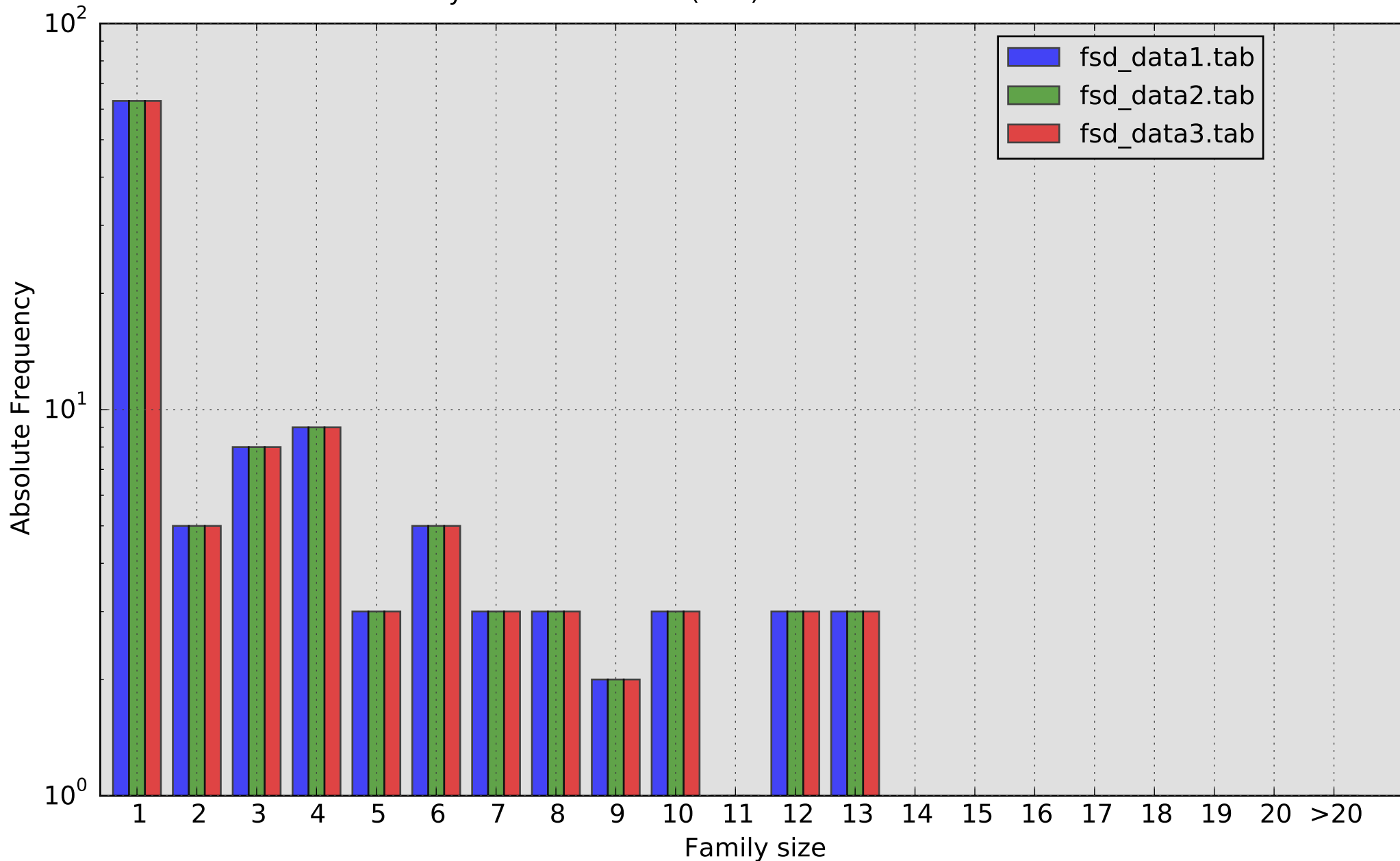
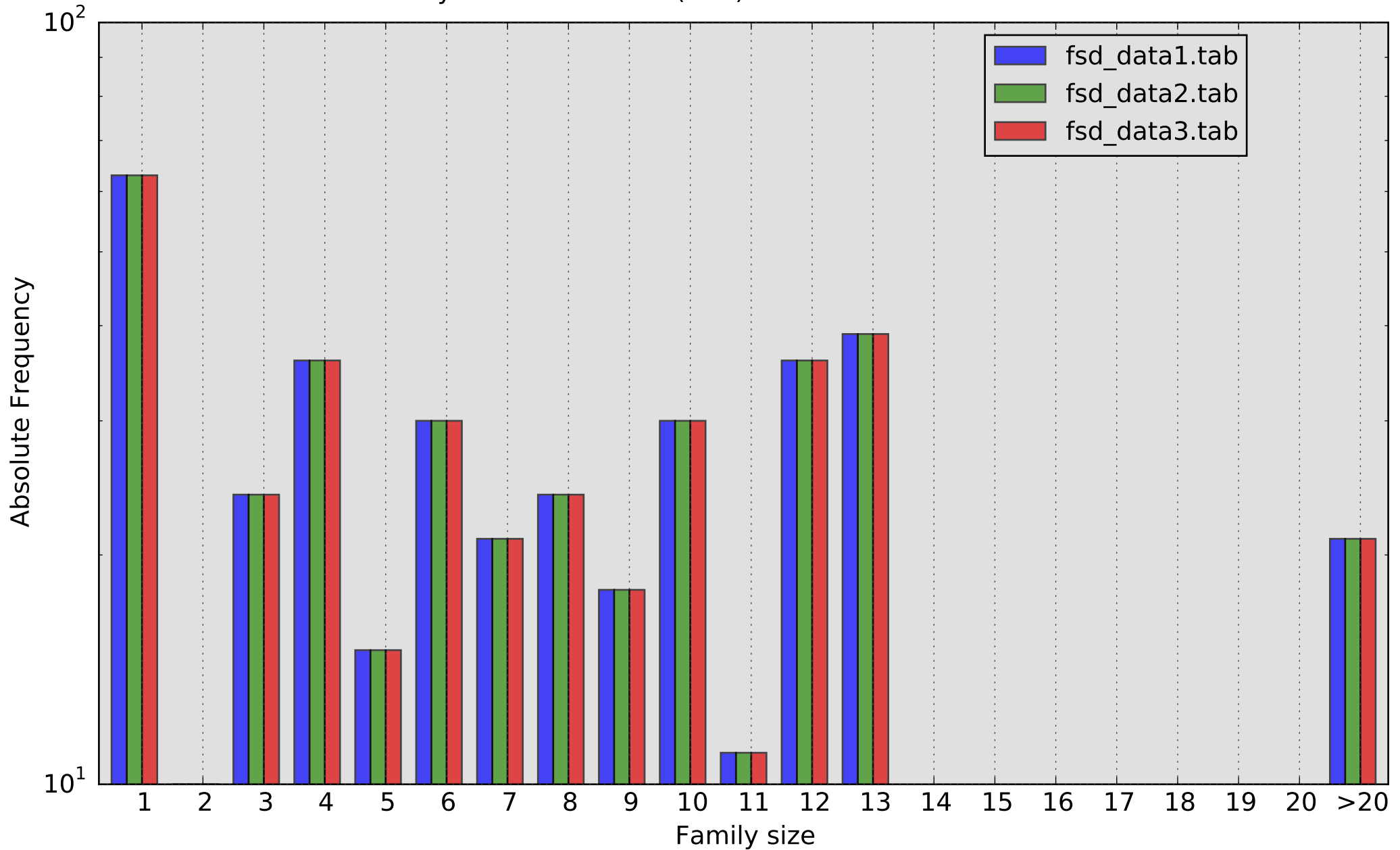


Family Size Distribution (FSD) based on families



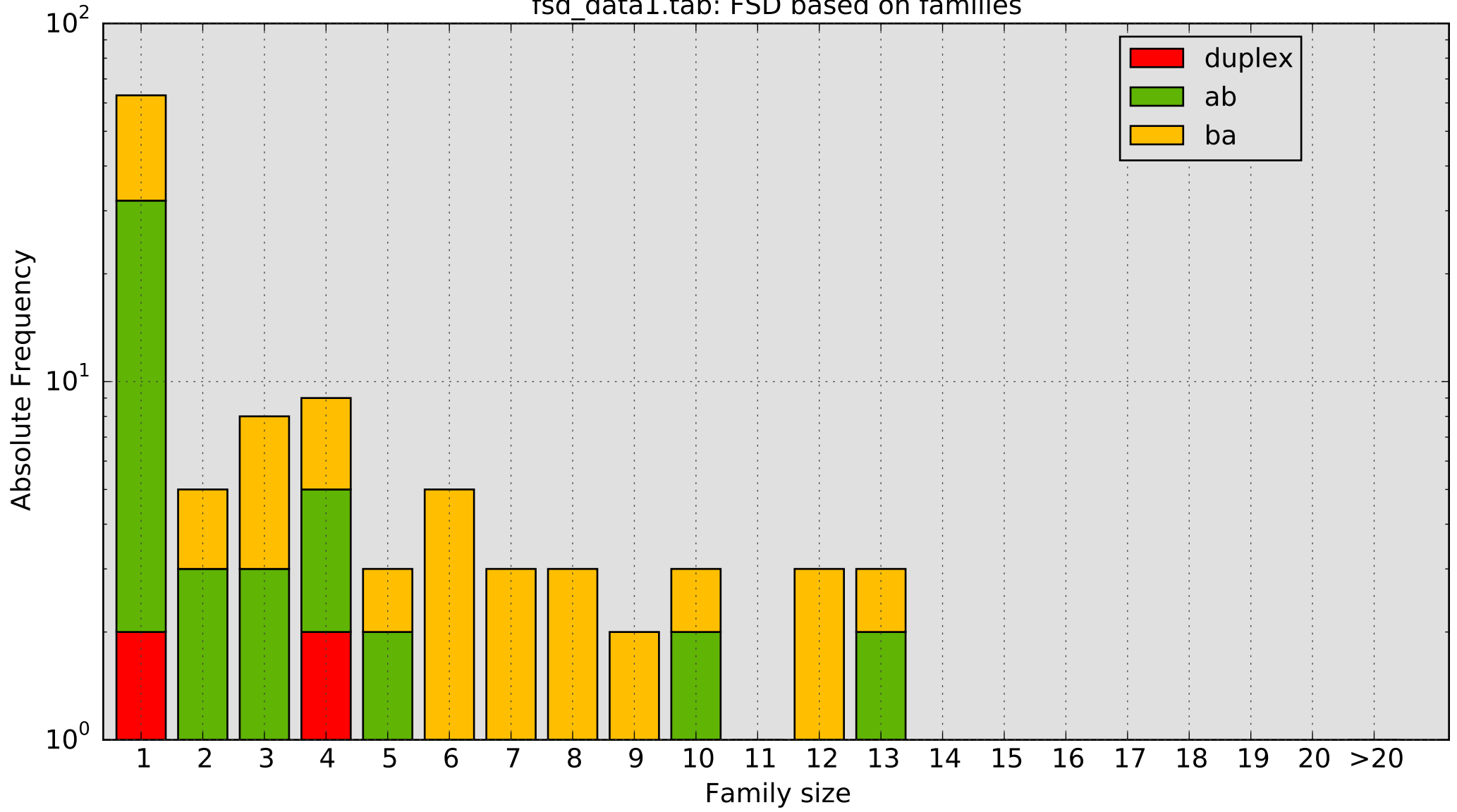
	singletons:	PE reads	family size > 20:	PE reads	total nr. of	PE reads
	nr. of tags		nr. of tags		tags	
fsd_data1.tab	63 (0.562)	63 (0.167)	1 (0.009)	21 (0.056)	112	378
fsd_data2.tab	63 (0.562)	63 (0.167)	1 (0.009)	21 (0.056)	112	378
fsd_data3.tab	63 (0.562)	63 (0.167)	1 (0.009)	21 (0.056)	112	378

Family Size Distribution (FSD) based on PE reads



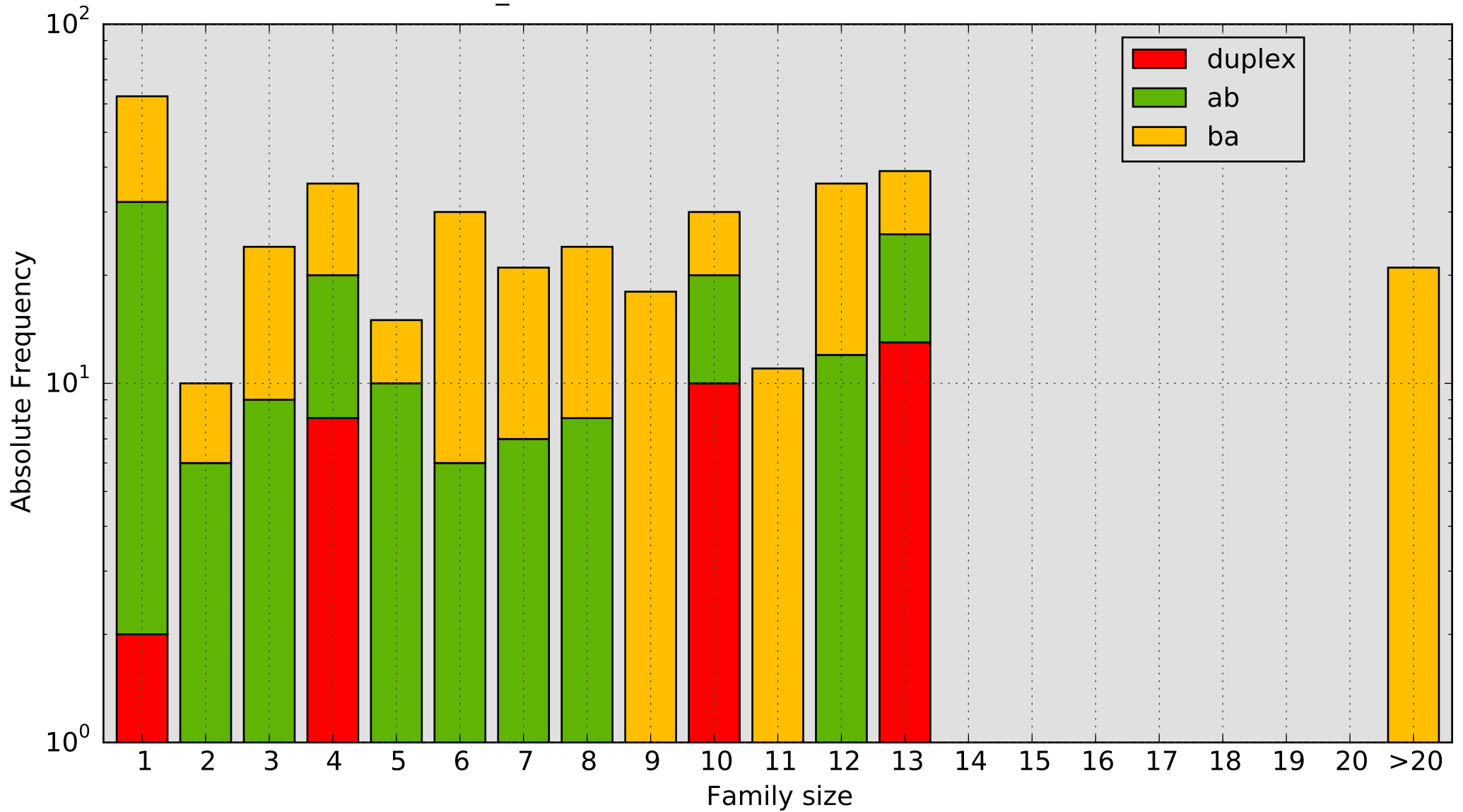
	singletons:	PE reads	family size > 20:	PE reads	total nr. of	PE reads
	nr. of tags		nr. of tags		tags	
fsd_data1.tab	63 (0.562)	63 (0.167)	1 (0.009)	21 (0.056)	112	378
fsd_data2.tab	63 (0.562)	63 (0.167)	1 (0.009)	21 (0.056)	112	378
fsd_data3.tab	63 (0.562)	63 (0.167)	1 (0.009)	21 (0.056)	112	378

fsd_data1.tab: FSD based on families



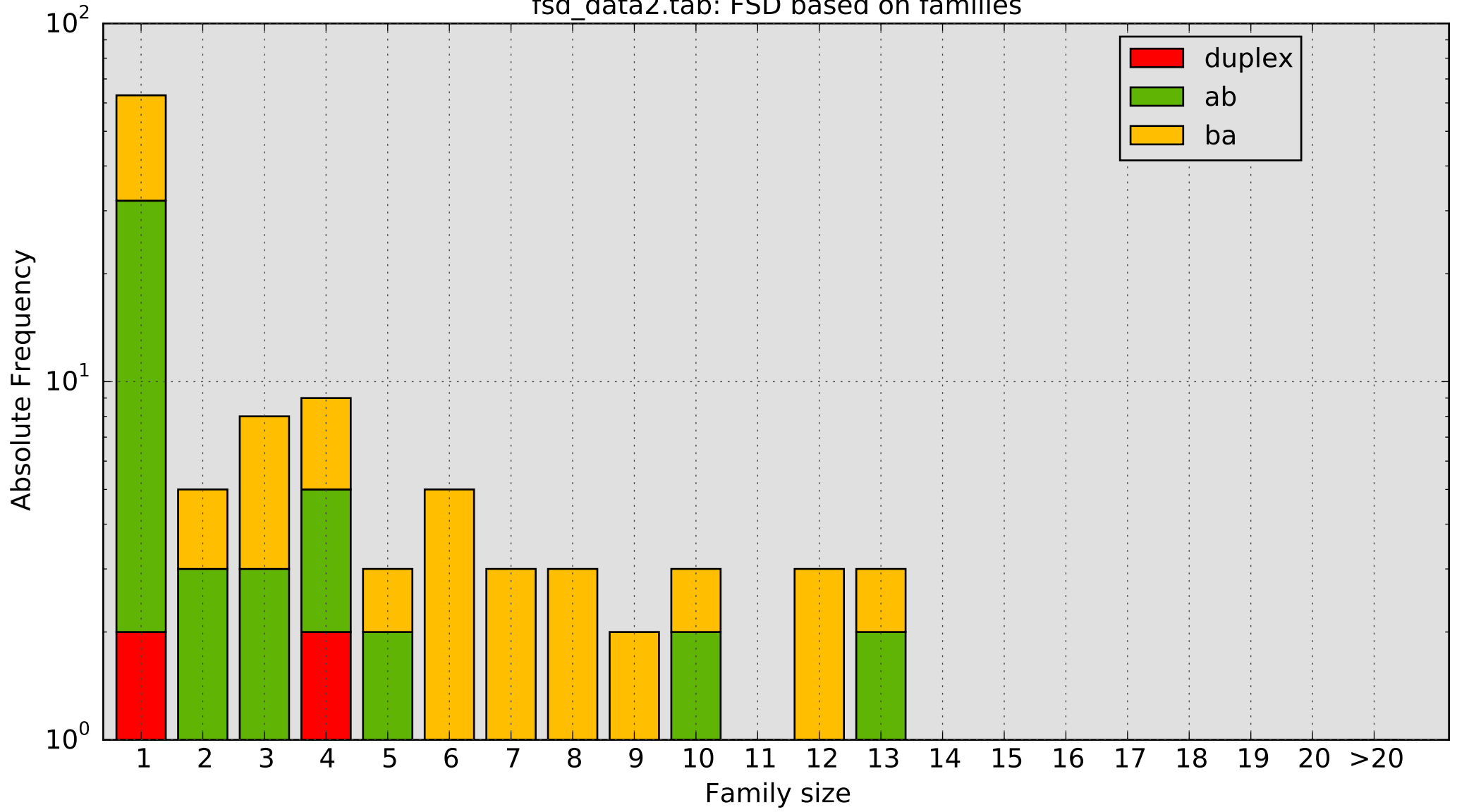
	nr. of tags	PE reads	rel. freq. of tags		PE reads	
			unique	total	unique	total
SSCS ab=	47	123	0.431	0.420	0.339	0.325
SSCS ba=	59	222	0.541	0.527	0.612	0.587
DCS (total)=	3 (6)	18 (33)	0.028	0.027 (0.054)	0.050	0.048 (0.087)
total nr. of tags=	109 (112)	363 (378)	109	112	363	378
singletons:	63			0.562		0.167
family size > 20:	1	21		0.009		0.056

fsd_data1.tab: FSD based on PE reads



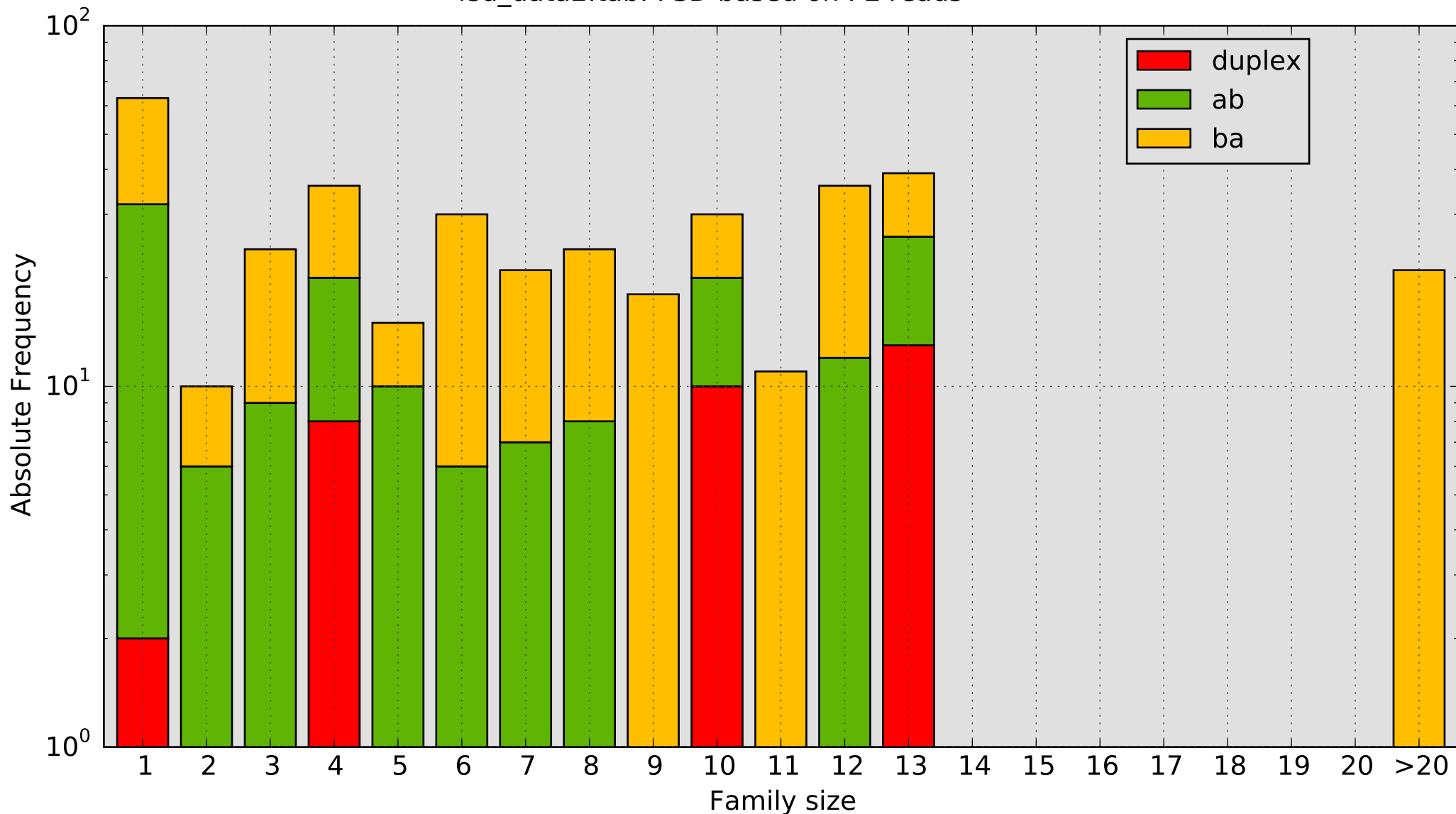
	nr. of tags	PE reads	rel. freq. of tags		PE reads	
			unique	total	unique	total
SSCS ab=	47	123	0.431	0.420	0.339	0.325
SSCS ba=	59	222	0.541	0.527	0.612	0.587
DCS (total)=	3 (6)	18 (33)	0.028	0.027 (0.054)	0.050	0.048 (0.087)
total nr. of tags=	109 (112)	363 (378)	109	112	363	378
singletons:	63			0.562		0.167
family size > 20:	1	21		0.009		0.056

fsd_data2.tab: FSD based on families



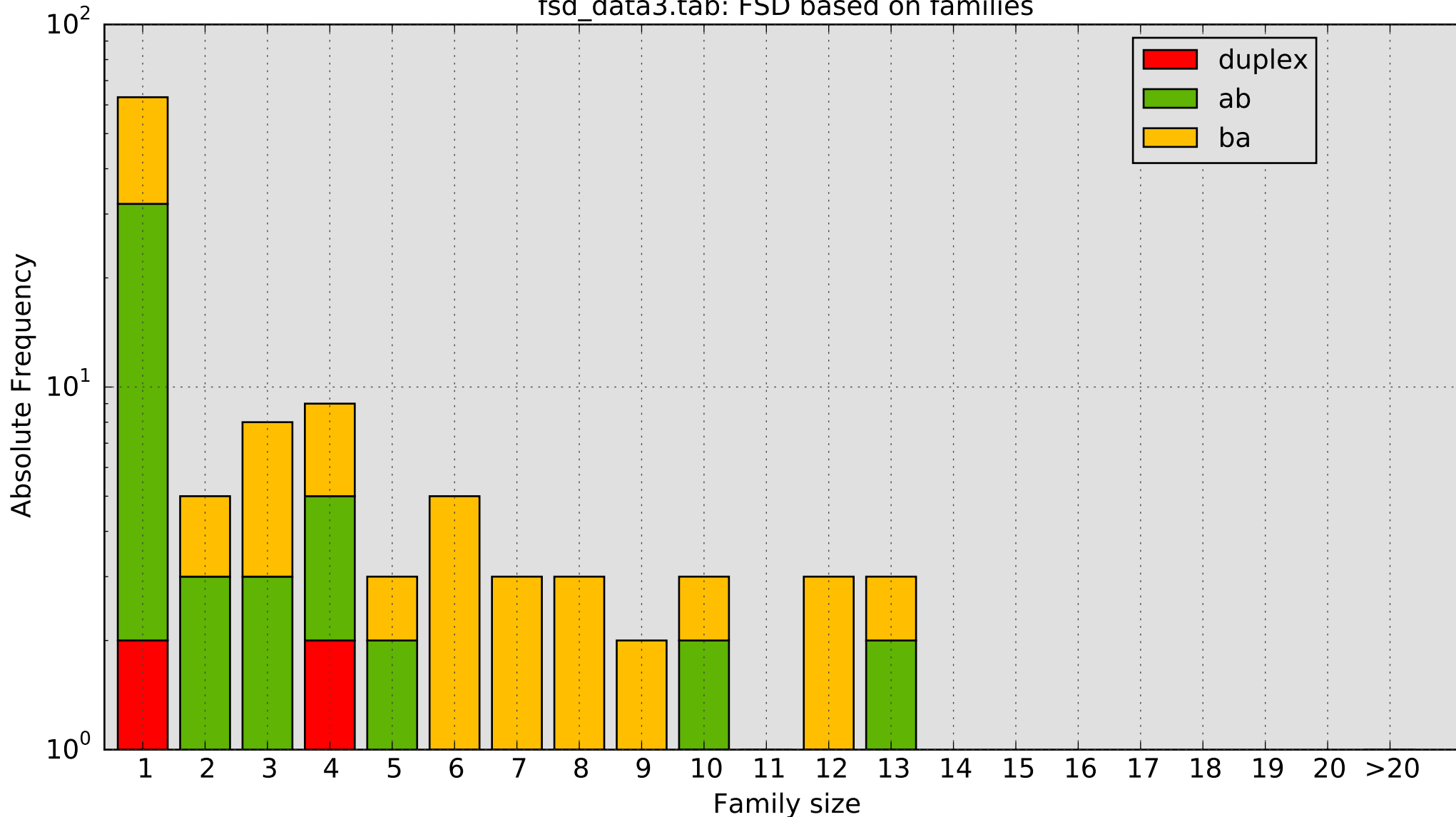
	nr. of tags	PE reads	rel. freq. of tags		PE reads	
			unique	total	unique	total
SSCS ab=	47	123	0.431	0.420	0.339	0.325
SSCS ba=	59	222	0.541	0.527	0.612	0.587
DCS (total)=	3 (6)	18 (33)	0.028	0.027 (0.054)	0.050	0.048 (0.087)
total nr. of tags=	109 (112)	363 (378)	109	112	363	378
singletons:	63			0.562		0.167
family size > 20:	1	21		0.009		0.056

fsd_data2.tab: FSD based on PE reads



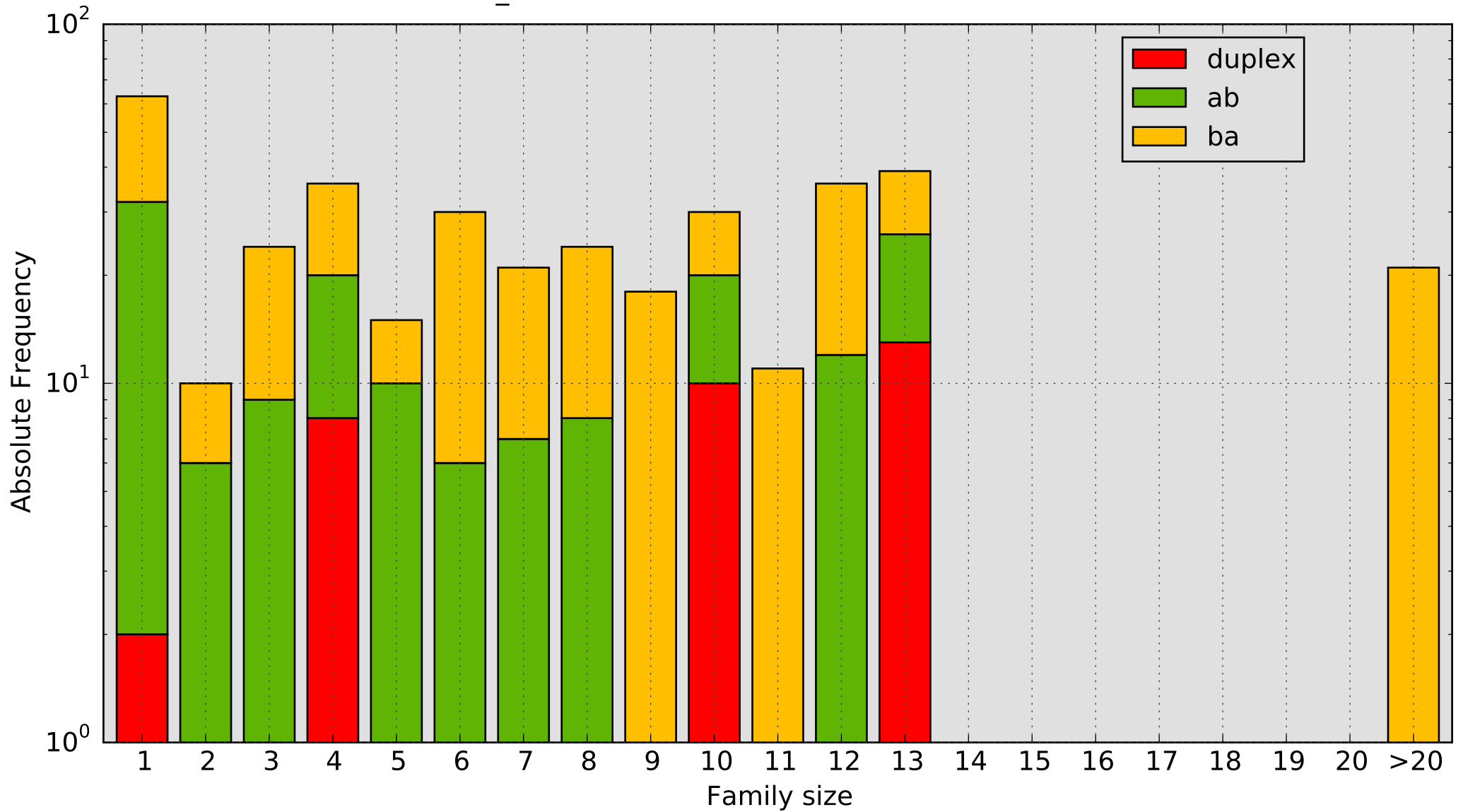
	nr. of tags	PE reads	rel. freq. of tags		PE reads	
			unique	total	unique	total
SSCS ab=	47	123	0.431	0.420	0.339	0.325
SSCS ba=	59	222	0.541	0.527	0.612	0.587
DCS (total)=	3 (6)	18 (33)	0.028	0.027 (0.054)	0.050	0.048 (0.087)
total nr. of tags=	109 (112)	363 (378)	109	112	363	378
singletons:	63			0.562		0.167
family size > 20:	1	21		0.009		0.056

fsd_data3.tab: FSD based on families



	nr. of tags	PE reads	rel. freq. of tags		PE reads	
			unique	total	unique	total
SSCS ab=	47	123	0.431	0.420	0.339	0.325
SSCS ba=	59	222	0.541	0.527	0.612	0.587
DCS (total)=	3 (6)	18 (33)	0.028	0.027 (0.054)	0.050	0.048 (0.087)
total nr. of tags=	109 (112)	363 (378)	109	112	363	378
singletons:	63			0.562		0.167
family size > 20:	1	21		0.009		0.056

fsd_data3.tab: FSD based on PE reads



	nr. of tags	PE reads	rel. freq. of tags		PE reads	
			unique	total	unique	total
SSCS ab=	47	123	0.431	0.420	0.339	0.325
SSCS ba=	59	222	0.541	0.527	0.612	0.587
DCS (total)=	3 (6)	18 (33)	0.028	0.027 (0.054)	0.050	0.048 (0.087)
total nr. of tags=	109 (112)	363 (378)	109	112	363	378
singletons:	63			0.562		0.167
family size > 20:	1	21		0.009		0.056